

New York State Testing Program

2022 Grades 3–8 English Language Arts Multiple-Choice and Short-Response (Combined) Field Tests

**Teacher's Directions
for Paper-Based Field Testing
May 23–June 3, 2022**

**Grades 3–8
2022**





LESTER W. YOUNG, JR., Chancellor, B.S., M.S., Ed.D.	Beechh, r
JOSEPHINE VICTORIA FINN, Vice Chancellor, B.A., J.D.	Mon icello
ROGER TILLES, B.A., J.D.	Manha e
CHRISTINE D. CEA, B.A., M.A., Ph.D.	S a en I land
WADE S. NORWOOD, B.A.	Roche er
KATHLEEN M. CASHIN, B.S., M.S., Ed.D.	Brookl n
JAMES E. COTTRELL, B.S., M.D.	Ne York
JUDITH CHIN, B.S., M.S. in Ed.	Li le Neck
BEVERLY L. OUDERKIRK, B.S. in Ed., M.S. in Ed.	Morri o n
CATHERINE COLLINS, R.N., N.P., B.S., M.S. in Ed., Ed.D.	B, ffalo
NAN EILEEN MEAD, B.A., M.A.	Manha an
ELIZABETH S. HAKANSON, A.S., B.A., M.S., C.A.S.	S ra, e
LUIS O. REYES, B.A., M.A., Ph.D.	Ne York
SUSAN W. MITTLER, B.S., M.S.	I haca
FRANCES G. WILLS, B.A., M.A., M.Ed., C.A.S., Ph.D.	O ining
RUTH B. TURNER, BSW, LCSW, M.Ed.	Roche er
ARAMINA VEGA FERRER, B.A., M.S. in Ed., Ph.D.	Bron



BETTY A. ROSA, B.A., M.S. IN ED., M.S. IN ED., M.ED., ED.D.



JAMES N. BALDWIN



KIMBERLY YOUNG WILKINS



STEVEN E. KATZ



ZACHARY WARNER

ED
 H M 528 EB, E B, A 12234.
 C 2022 y ED (//12. y),

It is important to read all of Steps One–Five and the pertinent grade-level information in Step Six prior to administering the field test.

Field test booklets must be kept secure. You are not to discuss the field test, show it to anyone, or photocopy the materials, as the security of the field test could be breached. However, school personnel may make photocopies of this *Teacher's Directions* if additional copies are needed.



-



1. Read the directions carefully. 2. Write your name and date in the space provided.

For the teacher

Teacher's Directions for Paper-Based Field Testing

1. Read the directions carefully. 2. Write your name and date in the space provided.

For each student

1. Read the directions carefully. 2. Write your name and date in the space provided.

Security

2022C 3, 1. Read the directions carefully. 2. Write your name and date in the space provided.

Unauthorized Materials

Unauthorized Materials

() 504 (504)





Handwritten text, likely bleed-through from the reverse side of the page.



Handwritten text, likely bleed-through from the reverse side of the page.

Use Standardized Testing Procedures


Handwritten text, likely bleed-through from the reverse side of the page.



Biographical Data and Labels

Handwritten text, likely bleed-through from the reverse side of the page.



*Please read these directions carefully before administering the field test. When you administer the field test, the directions you are to read aloud are preceded by . Read all directions to students at a moderate, steady pace. The italicized instructions to teachers should **not** be read aloud.*

Make sure you have a copy of the field test booklet.


*Make sure each student has a No. 2 pencil. Students may **not** use pens. Students may be permitted to use highlighters when taking this field test. You must, however, monitor student use of highlighters to ensure that they are not being used by students to record their responses to questions or in a way that obscures their responses to questions.*

*Students are **not** to be given scratch paper.*


Students must write all answers directly in their field test booklets.

At the beginning of the field test administration, proctors must read the following statement to all students taking State field tests:






Repeat list of devices. Pick up devices from students and return them after testing.



Pause for questions. When you are confident that all students understand the instructions, distribute to each student a field test booklet. If earlier today the student identification labels were affixed to the back covers of the student field test booklets, make sure each student receives the correct field test booklet.



Check to make sure each student has written their name on the front cover of the field test booklet.



Check that all students are looking at the correct page.



Read the Tips for Taking the Test aloud as the students follow along.



