

---

	<hr/> <hr/>
	<input type="checkbox"/> <input checked="" type="checkbox"/>  <input type="checkbox"/>  <input checked="" type="checkbox"/> <input type="checkbox"/> <input type="checkbox"/> <input type="checkbox"/> <input type="checkbox"/>  <input type="checkbox"/>

	<p>Edmentum's software as a service (SaaS) products are each a centralized web-based application. They do not require additional hardware to be provided by the district. Specific workstation requirements (including web browser compatibility) can be found online at <a href="http://edmentum.com/resources/brochures/edmentum-system-requirements">edmentum.com/resources/brochures/edmentum-system-requirements</a>.</p> <p>Calculators are an allowable accommodation for the math diagnostic assessment for students with IEP or Section 504 plans.</p>
<p>IS THE ASSESSMENT AVAILABLE, EITHER FOR FREE OR THROUGH PURCHASE, TO OTHER LEAs IN NEW YORK STATE?</p>	<p><input checked="" type="checkbox"/> YES</p> <p><input type="checkbox"/> NO</p>

PLEASE PROVIDE AN OVERVIEW OF THE ASSESSMENT FOR LEAs. (3 PAGES MAX) PLEASE INCLUDE:

- A DESCRIPTION OF THE ASSESSMENT;
- A DESCRIPTION OF HOW THE ASSESSMENT IS ADMINISTERED;
- A DESCRIPTION OF HOW SCORES ARE REPORTED (INCLUDE LINKS TO SAMPLE REPORTS AS APPROPRIATE);
- A DESCRIPTION OF HOW THE ASSESSMENT PROVIDER SUPPORTS IMPLEMENTATION OF THE ASSESSMENT, INCLUDING ANY TECHNICAL ASSISTANCE.

### Assessment Overview

Exact Path provides valid and reliable computer-adaptive assessments in math, reading, and language arts that can be administered up to five times (three recommended) per academic year to efficiently pinpoint where students are ready to start learning and measure their growth between assessments. The assessments use a robust item pool to offer each student a unique testing experience that adjusts in real time based on student responses. The diagnostic assessments are aligned to the New York State Academic Standards to help educators make instructional decisions, support student learning needs, and determine student growth. Edmentum has attended to its assessment design, psychometric quality, and score reporting to ensure validity and reliability for its intended purposes:

- Issue a scale score that is unique to each student and that can be used to measure academic growth
  - Report on how students are tracking relative to grade-level proficiency
  - Compare how students are performing with a nationally normed sample
  - Create an individualized profile of academic strengths and weaknesses
- Provide placement into a learning progression of skills representative of the development of kindergarten through grade 12


### Administration

The diagnostic assessment is easy to schedule and administer. Administrators and teachers can auto-schedule tests for all students, or they can manually adjust the schedule for specific students. The Exact Path Test Administration Manual provides administrators and teachers with detailed information about as well as scripted guidance for test administration.

Exact Path diagnostic assessments are designed to be a variable-length computer adaptive assessment, which means that the testing length (number of items) and time varies for every student and by grade. Based on test design and historical testing data, K-2 students take between 10 and 20 minutes and 3-12 students take between 30 and 45 minutes to complete the assessment per subject. The median number of questions per administration for K-1 students is 20 to 30 questions per subject, and for 2-12 students is 30 to 45 questions per subject.

### Reporting


All of the items on the diagnostic assessment are machine scored in real time by Exact Path. Therefore, teachers do not need to be trained on scoring rubrics and there is no possibility of teachers grading their own assessments. To support use of scores to inform instruction, Edmentum provides sample score reports, interpretation guides, and demonstrative videos to support interpretation of the results at the student, class, grade, school, and district levels. In addition to real-time scale scores and domain scores, the reports include Lexile® and Quantile® measures, national percentile ranks, grade-level proficiency, and student growth upon each successive administration. These metrics are accessible across the following reports:





---

HOW IS THE SELECTED ASSESSMENT ALREADY BEING INTEGRATED/GOING TO BE INTEGRATED INTO THE CURRICULUM OF THE GRADE LEVEL/COURSE? HOW DOES THE SELECTED ASSESSMENT SUPPORT THE DAY-TO-DAY ACADEMIC GOALS OF THE EDUCATOR?



---

breaks as needed. Lessons include these same tools as well as animations and characters who model close reading strategies. The assessment results generate a unique learning path for each student, focused on providing lessons on the skills and standards they are ready to learn.

How



Progression. The learning path is based on a learning



grades. This allowed us to have a set of skills relevant within all 50 states while still having an anchor in a structured national view of the curriculum in reading, language arts, and math. For each grade, educators who are subject matter experts in the three subjects sequenced the skills based on how they would teach the skills within that grade and how they would expect students to learn and master the skills. We carried out this analysis for all grades K-12 and built that into a uniform K-12 learning progression for each subject.

HOW IS THE SELECTED ASSESSMENT SCORED? HOW ARE THE ASSESSMENT RESULTS EFFECTIVELY COMMUNICATED TO RELEVANT STAKEHOLDERS (STUDENTS, PARENTS, TEACHERS, ADMINISTRATORS, ETC.)? WHAT ARE THE ASSESSMENT SCORES THAT REFLECT THAT A STUDENT IS:


1. BELOW PROFICIENCY
2. APPROACHING PROFICIENCY
3. MEETING PROFICIENCY
4. DEMONSTRATING MASTERY


**Scoring**

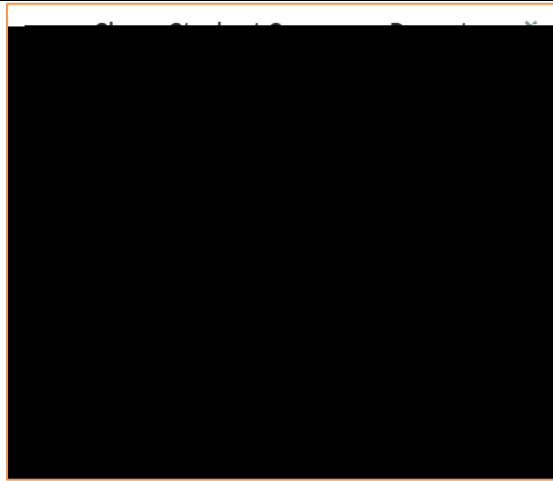
The Exact Path Diagnostic Assessments include dichotomously scored multiple-choice and technology-enhanced item types. These item types are consistent with the items that students see on many assessments throughout their educational journey. All the items on the Diagnostic Assessments are machine scored in real time by Exact Path. The automatic machine scoring removes the need for any training on scoring rubrics and possibility of error introduced by human scoring on diagnostic tests.

The Exact Path Diagnostic Assessments use a vertical scale score spanning all grades K-12. Scores reported on this scale range from 500 to 1500 and are developed with the item response theory 1-parameter Rasch model. Due to the vertical scale, growth can be measured as the difference between scale scores at different time points. The scale score makes it possible to compare student performance within and across grades to measure growth. Our assessments provide valid and reliable scores that can be used to efficiently pinpoint where students are ready to start learning and measure their growth between testing windows.









Share Student Summary Report Setting in Edmentum Sensei for Families

recommended learning paths within their own secure portal.

Furthermore, to further the support for student academic development at home, Edmentum makes available [Edmentum Worksheet Bundles](#) that families can download directly. Available in both English and Spanish, these worksheets include a wide variety of grade-specific curated


--






Exact Path offers real-time data in both reports and dynamic dashboards in order to provide educators quick and easy access to information. Upon completion of each screener diagnostic, Exact Path automatically analyzes the results, generates





---

The Exact Path Diagnostic Assessment is completely web based and accessible 24/7 through a web browser on a supported operating system and using a high-speed Internet connection. Our learner interface provides a streamlined, easy-to-use web experience that is mobile-





---



---


---

---

---