

INSTRUCTIONS FOR STUDENTS:

Listen as your teacher reviews the standards and objectives. Your teacher will call on an individual or pair to explain what they mean.


Learning Target:

I can \_\_\_\_\_ the \_\_\_\_\_ of the \_\_\_\_\_ in "The Future of Water." ~

*evaluate*

Learning Target:

I can \_\_\_\_\_ the basic \_\_\_\_\_ of a \_\_\_\_\_ sentence.







\_\_\_\_\_

\_\_\_\_\_

\_\_\_\_\_

\_\_\_\_\_

\_\_\_\_\_

\_\_\_\_\_

\_\_\_\_\_

\_\_\_\_\_

\_\_\_\_\_

\_\_\_\_\_

\_\_\_\_\_

\_\_\_\_\_

\_\_\_\_\_

\_\_\_\_\_

\_\_\_\_\_

\_\_\_\_\_

\_\_\_\_\_

\_\_\_\_\_

\_\_\_\_\_

\_\_\_\_\_

\_\_\_\_\_

\_\_\_\_\_

\_\_\_\_\_

\_\_\_\_\_

RESPONSE TO GUIDING QUESTION(S) :

Does the narrator have a positive view or a negative view about the future of water on Earth?  
Support your answer.

Response:

---

---

---

---

---

---

---

---

INSTRUCTIONS FOR STUDENTS

Work with a partner. Use your water note -catcher to write down key, or important, evidence from the video.

- x First, you will write the \_\_\_\_\_
- x Then, you will write at least three pieces of supporting evidence, or proof, for \_\_\_\_\_

\_\_\_\_\_

\_\_\_\_\_

\_\_\_\_\_  
\_\_\_\_\_  
\_\_\_\_\_

\_\_\_\_\_

\_\_\_\_\_  
\_\_\_\_\_  
\_\_\_\_\_

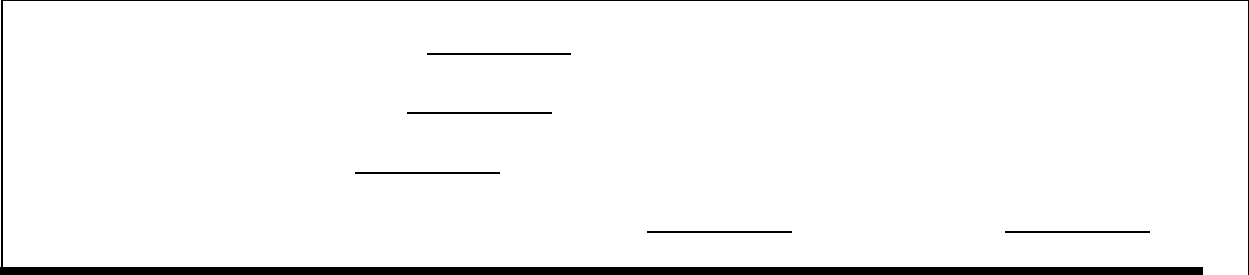



\_\_\_\_\_  
\_\_\_\_\_

\_\_\_\_\_

\_\_\_\_\_

\_\_\_\_\_  
\_\_\_\_\_  
\_\_\_\_\_

\_\_\_\_\_  
\_\_\_\_\_  
\_\_\_\_\_



Header 1	Header 2







Appendix: Glossary

Word	Definition	Example
available	possible to get something	Clean water i06 16.2 re W* n BT

