


# General statistics


- **64,142 people have visited the survey**
- **45,654 have entered demographic information**
- **10,532 have submitted at least one piece of feedback on the standards**
- **We have received 246,771 points of feedback from 10,532 users.**
- **Average points of feedback per user is 23**
- **Number of users with math feedback: 4,021**
- **Number of users with ELA feedback: 7,895**

New York State United Teachers submitted a composite survey response on behalf of teachers from four local teachers unions (Middle Country CSD, Miller Place UFSD, Port Washington UFSD, and West Hempstead UFSD) representing approximately 1,700 teachers. Because this data was aggregated into a single response, the results of that feedback cannot be directly compared with the results from the online survey, which garnered 10,532 individual responses.

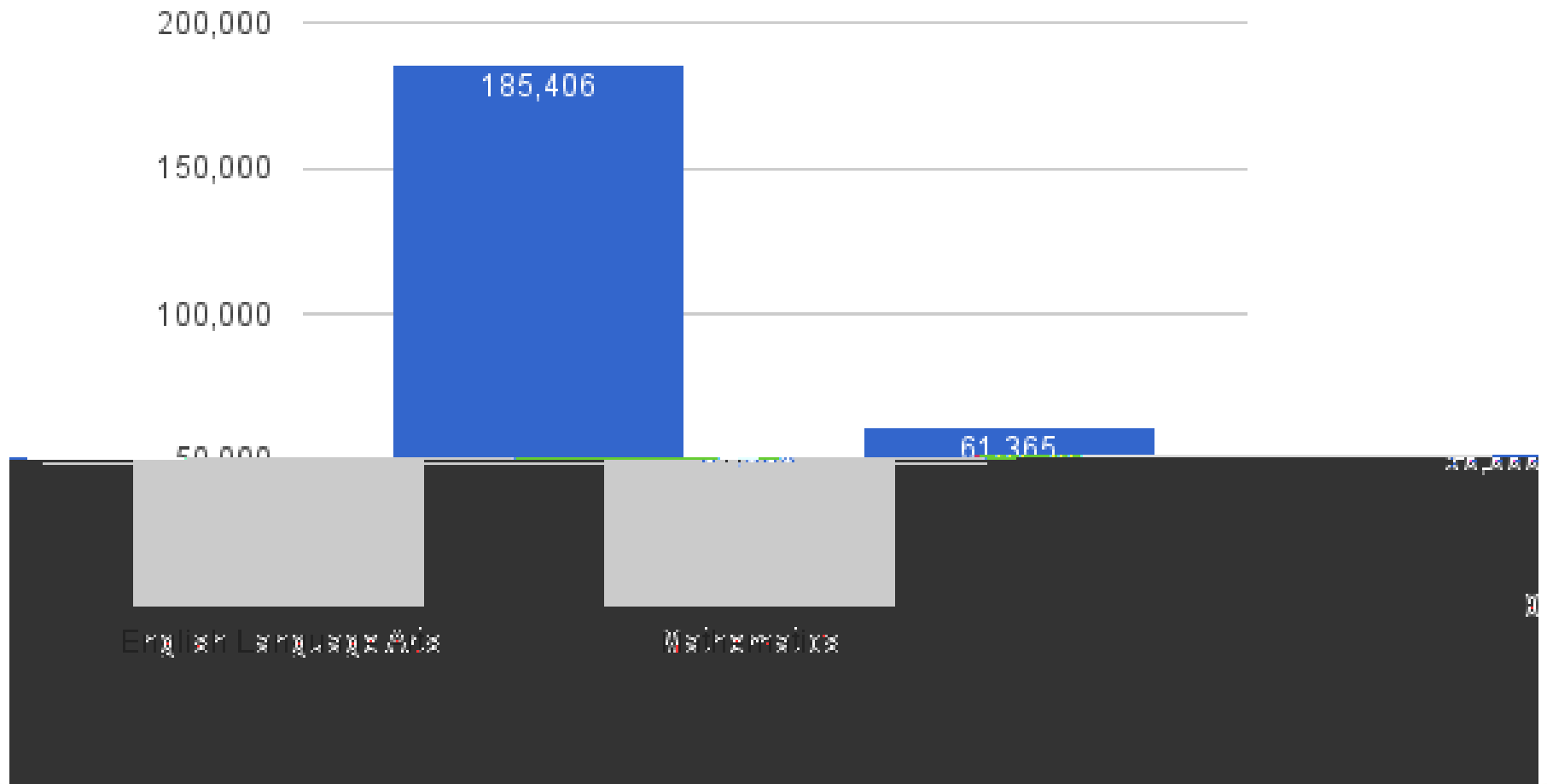
- NYSUT provided feedback on 1,738 standards
- NYSUT provided 1,216 pieces of feedback for English Language Arts and 522 pieces of feedback for math
- 54% of this feedback was in agreement with the standards
- 46% of this feedback called for standards to be moved to another grade, rewritten, broken apart, or deleted



# Survey Participation



# Feedback by Subject



# Mathematics Feedback:

## Top 5 grades

- Kindergarten
- Grade 1
- Grade 2
- Grade 3
- Grade 4

**\*Note: Standards for Mathematical Practice, w**

# English Language Arts Feedback: Top 5 grades

- Prekindergarten
- Kindergarten
- Grade 1
- Grade 2
- Grade 3